

Runoff & Operations Update November 14, 2024

Los Angeles Department of Water and Power

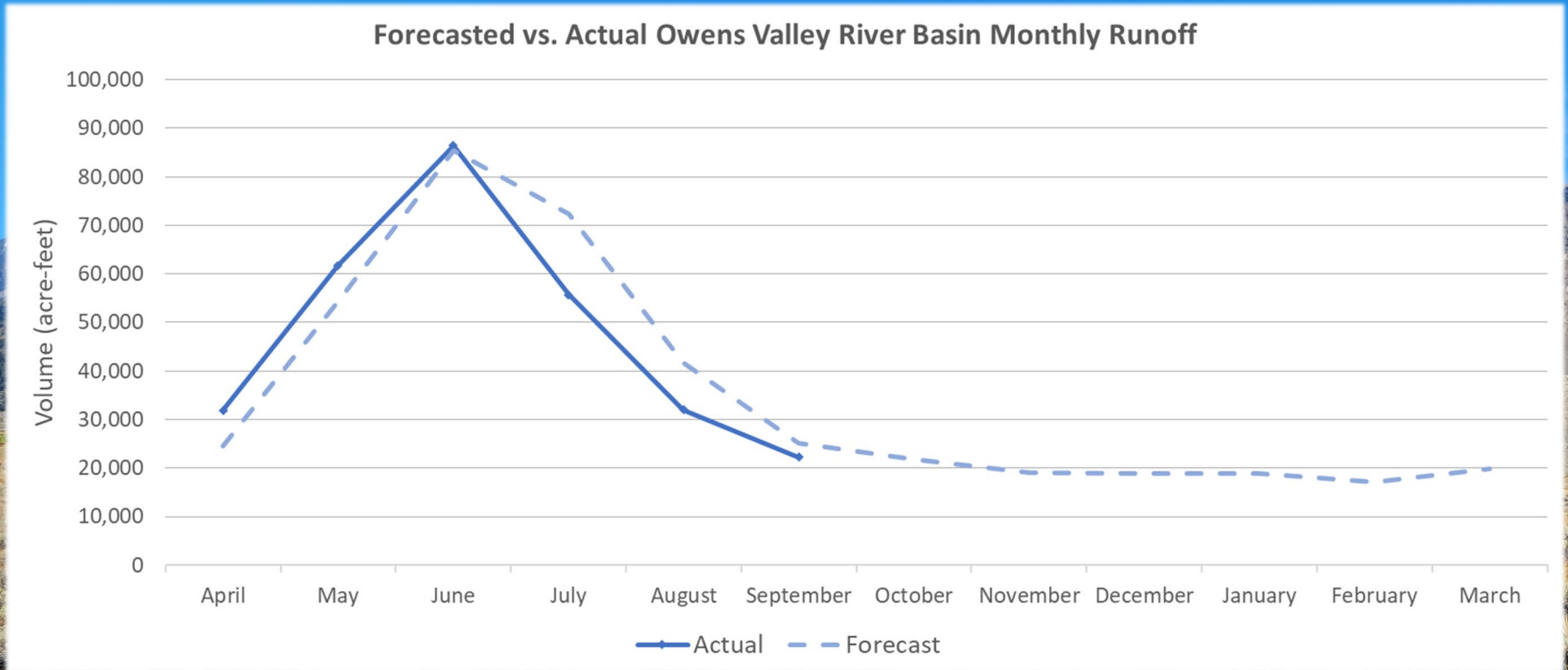
Water Operations Division



2024-25 Forecasted and Actual Owens Valley Runoff

- Forecasted Runoff: 102% of long-term mean (419,300 AF)
- Actual Runoff: on pace for approximately 99% of mean through September (290,000 AF)

2024-25 Forecasted and Actual Owens Valley Runoff

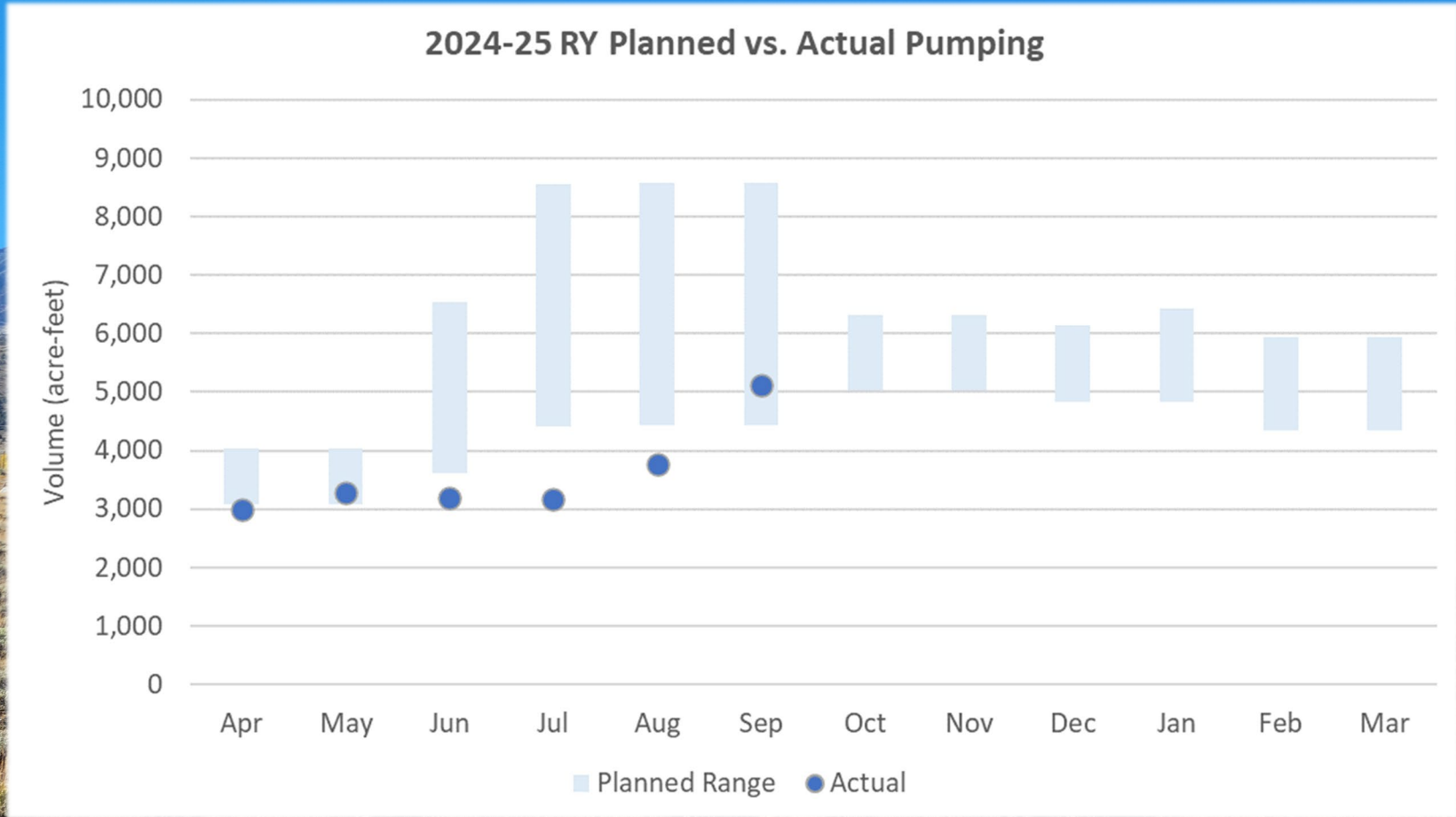


Actual runoff was more than forecasted pre-snowmelt peak. Less post-snowmelt peak.

2024-25 Planned and Actual Owens Valley Pumping

- Planned Annual Pumping: 51,470 - 77,413 AF
- Actual Pumping (through September): 21,500 AF

Monthly Planned and Actual Owens Valley Pumping



2024 Runoff
Year


ON/OFF Status of Vegetation Monitoring Sites (October 2024)

Wellfield	Vegetation Monitoring Site	Oct 2024 ON/OFF Status	Wellfield	Vegetation Monitoring Site	Oct 2024 ON/OFF Status
Laws	LW1	ON	Thibaut-Sawmill	TS1	ON
	LW2	ON		TS2	ON
	LW3	ON		TS3	ON
Big Pine	BP1	ON		TS4	ON
	BP2	OFF	Indep-Oak	IO1	OFF
	BP3	ON		IO2	ON
	BP4	ON	Symmes-Shepherd	SS1	ON
Taboose-Aberdeen	TA3	ON		SS2	OFF
	TA4	ON		SS3	ON
	TA5	ON		SS4	ON
	TA6	ON	Bairs-Georges	BG2	ON

LADWP can pump wells associated with monitoring sites in ON status

2024 Runoff
Year

Questions?



End of Presentation